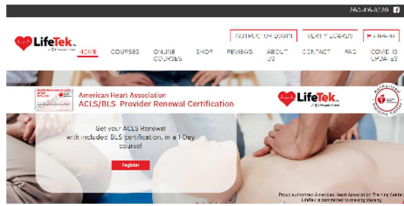




STEP BY STEP GUIDE on HOW TO ENROLL FOR CPR COURSES (OUTSIDE NKC SCHEDULED SESSIONS)


- Go to lifetekinc.com



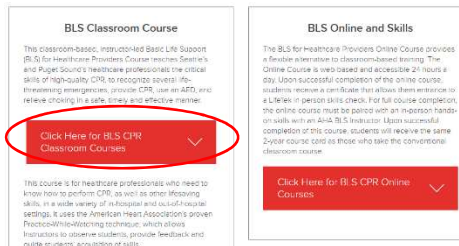
- Once there, click on **“COURSES”** tab (second to the left on tabs section)



- Under courses select BLS – Healthcare Providers



- Once on the BLS page (<https://lifetekinc.com/courses/bls-cpr/>), scroll down and select the red **BLS CLASSROOM COURSES** drop down – all open enrollment courses are provided here, find a class date/time/location that works for you.



- Click on the class that you prefer to attend; this will take you to the registration page and it will look like this:



***PLEASE ONLY REGISTER WITH THE EMPLOYEE EMAIL ADDRESS!**

The exact location will be provided in your confirmation email along with directions to the classroom. When registering, please use **PROMO CODE: NWKC26**

(For questions or concerns, please contact LifeTek's main office line (360) 416-8239 Mon – Fri 8 am – 5 pm or their admin email address at NW@lifework.edu)