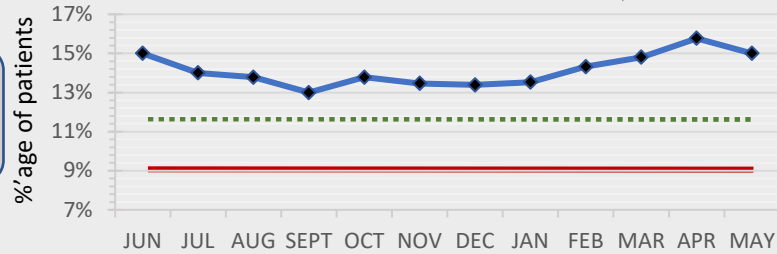


MAY 2023 Quality and Safety Dashboard (FY2023)



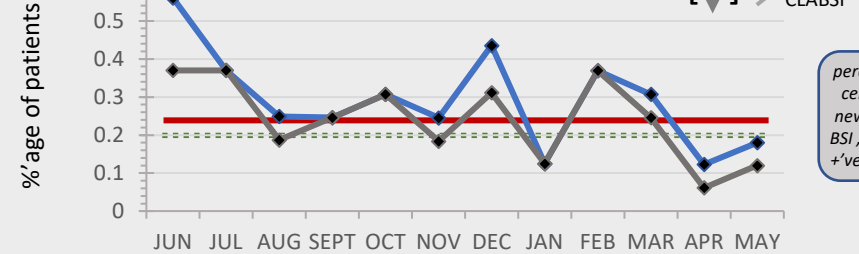
IN-CENTER SAFETY

Long-term Catheter Rate [↓]



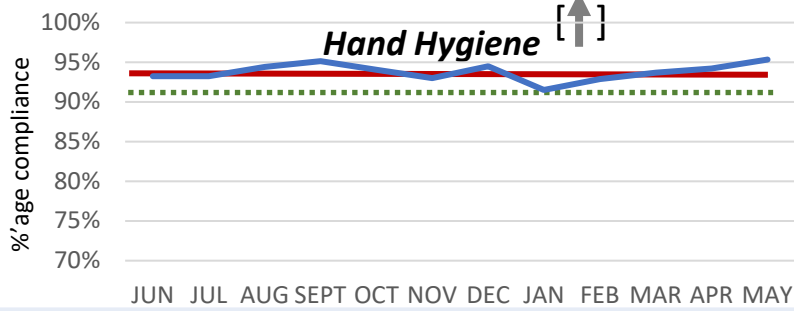
percentage of in-center patients with HD catheters for greater than 90 days

Bloodstream Infection, BSI [↓]



percentage of in-center pts with newly diagnosed BSI, as defined by +ve blood culture

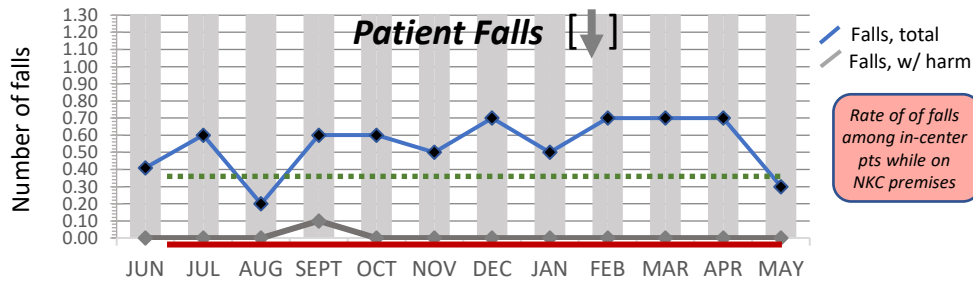
Hand Hygiene [↑]



percentage of successful HH moments observed during unit audits

— Goal (FY23)
- - - baseline (FY23)
 Lower is better
 Higher is better

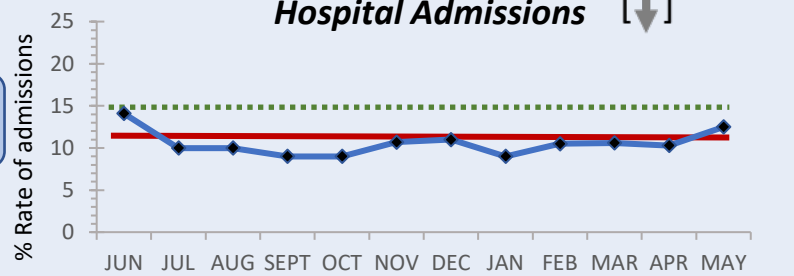
Patient Falls [↓]



Rate of of falls among in-center pts while on NKC premises

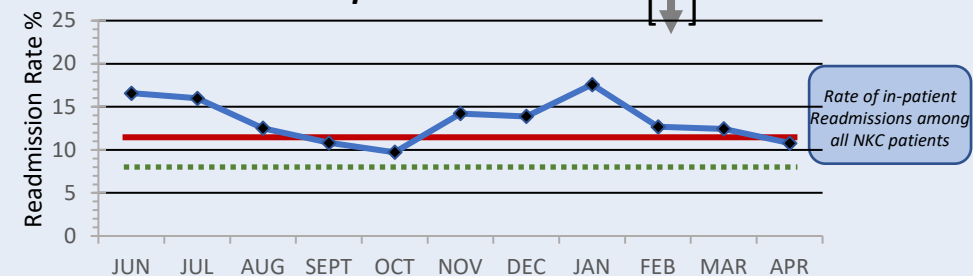
CARE COORDINATION

Hospital Admissions [↓]



rate of in-patient admissions among all NKC pts

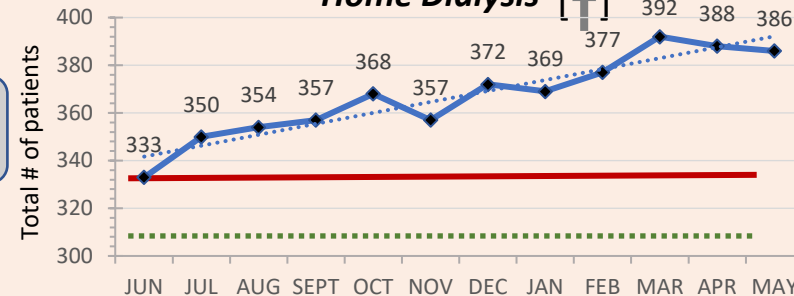
Hospital Readmissions [↓]



Rate of in-patient Readmissions among all NKC patients

PATIENT EMPOWERMENT

Home Dialysis [↑]



Total number of Home Dialysis Patients

Under Construction