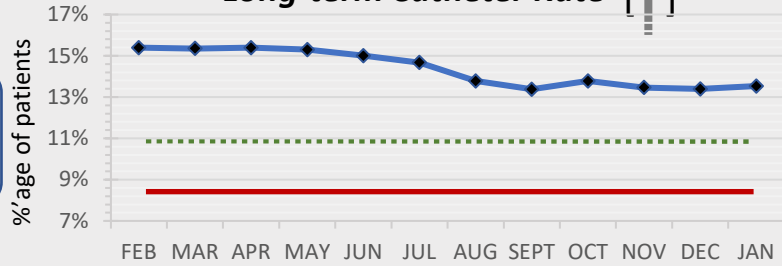


# JANUARY 2023 Quality and Safety Dashboard (FY2023)



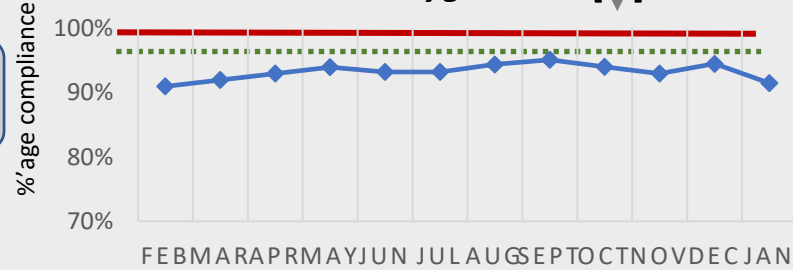
## IN-CENTER SAFETY

**Long-term Catheter Rate** [↑]



percentage of in-center patients with HD catheters for greater than 90 days

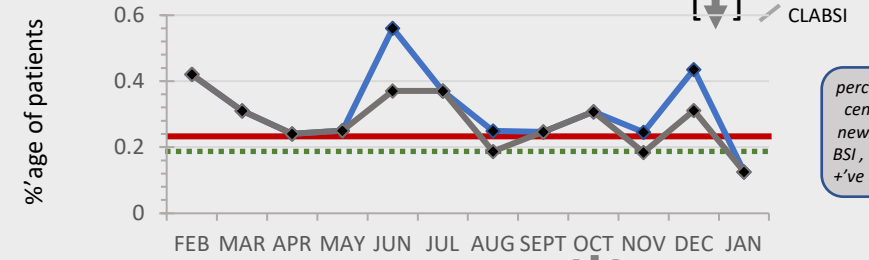
**Hand Hygiene** [↓]



percentage of successful HH moments observed during unit audits

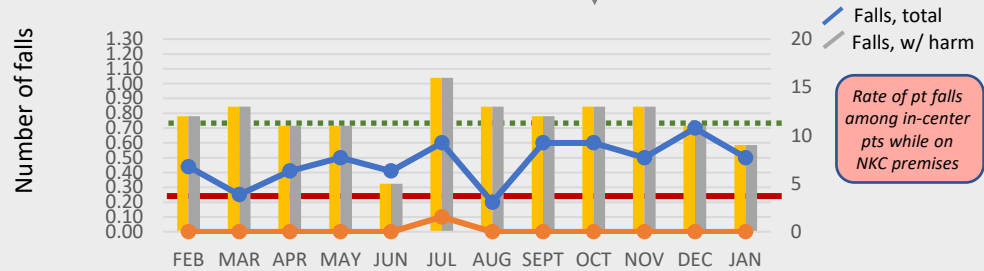
— Goal (FY23)  
 - - - baseline (FY23)  
 ↓ Lower is better  
 ↑ Higher is better

**Bloodstream Infection, BSI** [↓]



percentage of in-center pts with newly diagnosed BSI, as defined by +ve blood culture

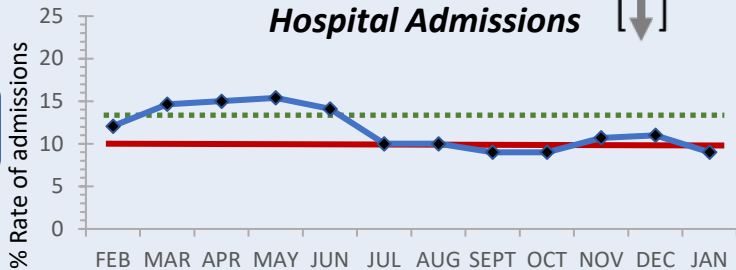
**Patient Falls** [↓]



Rate of pt falls among in-center pts while on NKC premises

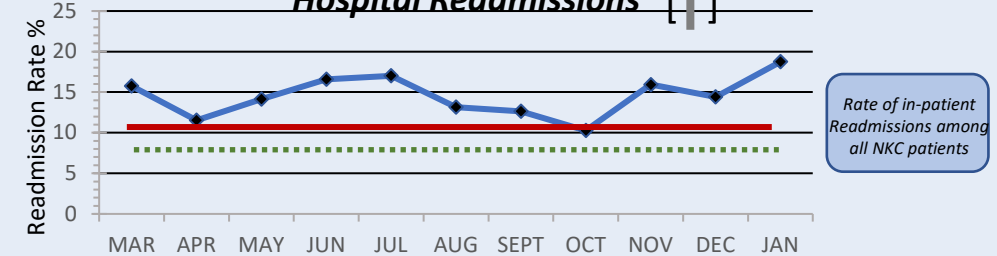
## CARE COORDINATION

**Hospital Admissions** [↓]



rate of in-patient admissions among all NKC pts

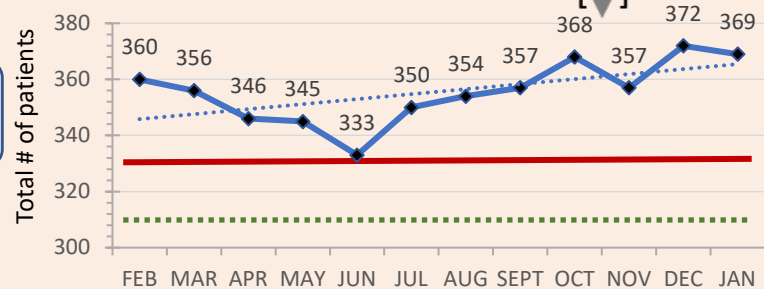
**Hospital Readmissions** [↑]



Rate of in-patient Readmissions among all NKC patients

## PATIENT EMPOWERMENT

**Home Dialysis** [↓]



Total number of Home Dialysis Patients

**Home Race and Ethnicity**

