

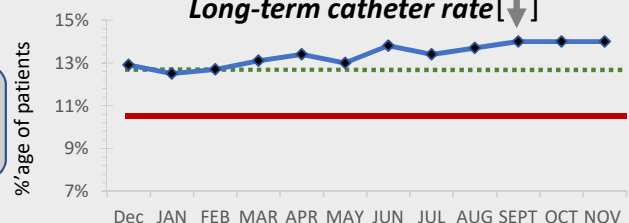
NOVEMBER 2021 Quality and Safety Dashboard (FY2022)



IN-CENTER SAFETY

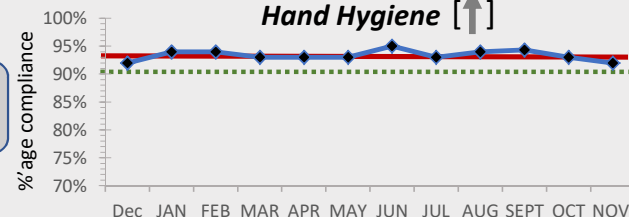
Long-term catheter rate [↓]

percentage of in-center patients with HD catheters for greater than 90 days



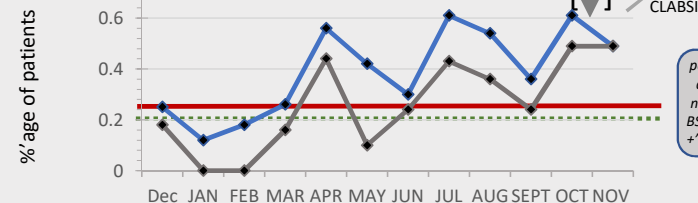
Hand Hygiene [↑]

percentage of successful HH moments observed during unit audits



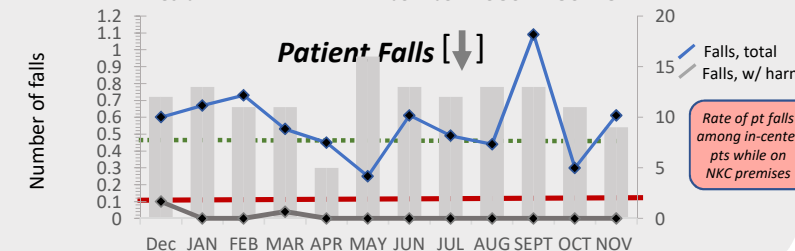
— Goal (FY21)
 - - - baseline (FY20)
 ↓ Lower is better
 ↑ Higher is better

Bloodstream Infection, BSI [↓]



percentage of in-center pts with newly diagnosed BSI, as defined by +ve blood culture

Patient Falls [↓]

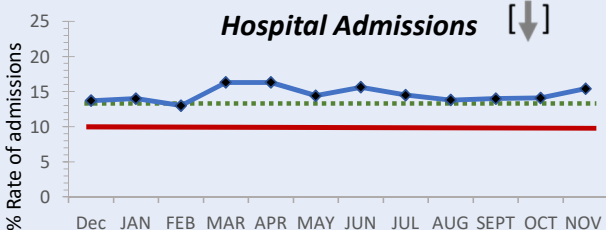


Rate of pt falls among in-center pts while on NKC premises

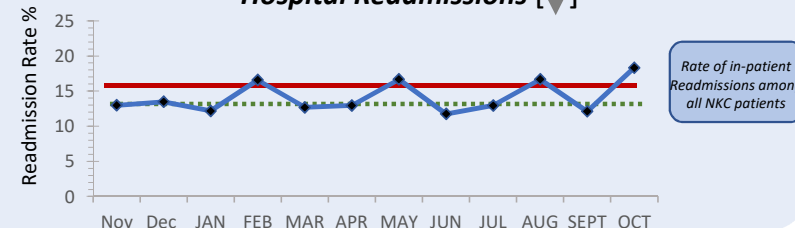
CARE COORDINATION

Hospital Admissions [↓]

rate of in-patient admissions among all NKC pts



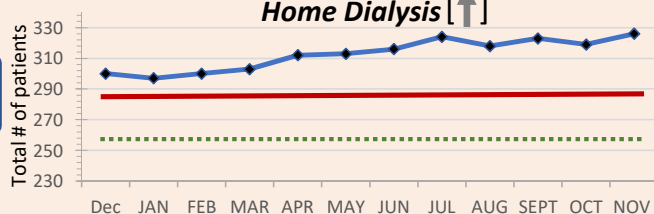
Hospital Readmissions [↓]



Rate of in-patient Readmissions among all NKC patients

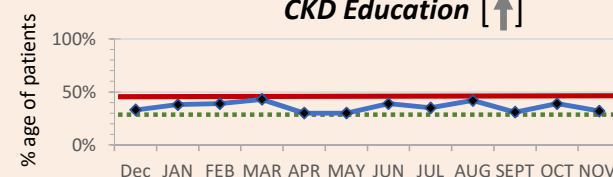
Home Dialysis [↑]

Total number of Home Dialysis Patients



PATIENT EMPOWERMENT

CKD Education [↑]



% new ESRD patients with CKD education