

Clarity Monthly Update

December 2021

General Information

On a monthly basis Visonex updates Clarity with fixes to issues reported and enhancements based on client feedback. Following is a general overview of those fixes and enhancements that will occur on December 13, 2021.

What's Fixed in Clarity

- 1. Immunizations: Error in RTC if an apostrophe, " ` " was used in the Comments box:** Prior to this fix, if an apostrophe was entered in the Comments box when an immunization was Scheduled in Clinic, RTC sessions would display an error message.
- 2. Immunizations: Error when VIS documented as given but VIS edition date entered as "Not Available":** Entering the VIS as given but charting "Not Available" would break RTC and prevent users from opening RTC Medications/Imn tab.
 - This error only occurred if someone entered a Scheduled in Clinic in the Immunization screen *and* marked the VIS as given *and* marked the VIS edition date as "unavailable." This is not a common workflow at NKC.
 - Beginning December 13, staff will not be able to chart the VIS or Edition Date as "Not Available" when entering the Scheduled in Clinic in the Immunization screen.
- 3. Security: Identity Management Remains Open After a Logout:** Visonex fixed a security issue where staff could be logged into Clarity and Organization Management and when logging out of Clarity, users could still update passwords in Organization Management. Now, logging out of Clarity will also log a user out of Org Management.
- 4. Removed Patient Report, "Billing Worksheet":** The Billing Worksheet report has been replaced by Billing Worksheet-Expanded because the report was broken.
- 5. Patient Chart View performance:** Visonex has improved the performance speed of Patient Chart View for better user experience.

6. **Patient Portal-Error message when logging out of Patient Portal:** Visonex fixed a bug where users were receiving an error when logging out of the patient Portal. Now, when a user logs out of Patient Portal, they are returned to the Login Page.
7. **Critical-Favorites in Medication ICD 10 dropdown are no longer appearing:** This was deployed 10/25/2021. Visonex fixed the issue
8. **Critical-Immunizations: Two new PCV vaccines were added 10/25/2021.** They are Prevnar 20 and Vaxneuvance. They do not have VIS forms at this time so, Not Available should be used.
9. **Critical-Immunizations- Update VIS edition dates for COVID vaccines:** the latest dates for EUAs (Emergency User Authorizations) for COVID were deployed 10/28/2021.
10. **Critical-Lab Crosswalk-not updating past records.** This was fixed 11/16/2021. When a new lab crosswalk record is created, past records will now also be updated.

What's New in Clarity

1. **Regulatory-EQRS Add Standard Kt/V-**Per the Quality Incentive Program (QIP) Technical Specifications, UKM or Daugirdas II methods should be selected for all patients receiving >2 and <4 treatments per week for the Kt/V lab value to be included in the Kt/V Dialysis Adequacy-Comprehensive measure calculation.
 - a. Visonex has added "Kt/V Standard" as an option under Organization>Clinic Information>CrownWeb Preferences
 - b. Home dialysis units should review the current settings for their "CrownWeb Preferences" and change the setting to "Standard Kt/V" if appropriate.
 - c. The current setting for all clinics (InCenter and Home) is "Daugirdas II."
2. **Real Time Charting Calculation: RTC ability to calculate-**Within RTC it is now possible to calculate certain fields when the form has been saved.
3. **Report Preferences updated-** the Billing, Clarity and Report Preferences are now all located together in Organization>Preferences. Additionally, the Report Preferences has been updated to a new framework and will now display the date and user initials for any updates made.

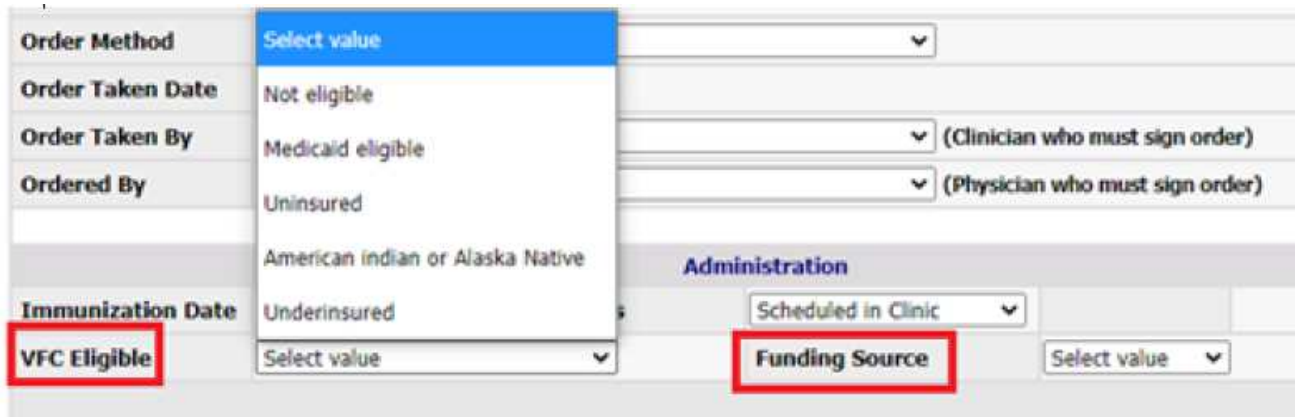
4. Patient Portal: Terms and Conditions-There is now a Terms and Conditions link for Clarity, Patient Portal and Organization Management in the lower right-hand corner.

5. General Information: CEHRT requirements-two new fields are available upon request for CEHRT requirements. They are Multiple Birth and Order.



Primary Language English Citizenship Status US Citizen
 Effective Date 09/26/1945
 Religion Select Value **Multiple Birth** Yes **Birth Order** 2

6. Immunization: CEHRT requirements-two new fields can be added to the Immunization form. VFC Eligible and Funding Source. Funding Source options include Military Funds, Private Funds, Other, Unspecified, Federal, Tribal Funds, Public Funds, Public VFC, Public non-VFC and State Funds.



Order Method Select value
 Order Taken Date Not eligible
 Order Taken By Medicaid eligible (Clinician who must sign order)
 Ordered By Uninsured (Physician who must sign order)
 American Indian or Alaska Native
 Administration
 Immunization Date Underinsured
VFC Eligible Select value **Funding Source** Scheduled in Clinic Select value

7. New Checklist Section is available: Immunization Registry Information

Add Section Checklist >

Add Section Checklist

Section Checklist

| Display Name | Order |
|--|-------|
| Immunization Registry Information | 0 |
| Immunization Registry Status | 1 |
| Immunization Registry Status Effective Date (YYYYMMDD) | 2 |
| Publicity Code | 3 |
| Publicity Code Effective Date (YYYYMMDD) | 4 |
| Protection Indicator | 5 |

<< First < Prev **1** **2** Next > Last >>

1 - 6 of 7 items

| | |
|--|---|
| Immunization Registry Information | |
| Immunization Registry Status | <input type="text" value="Select Value"/> |
| Immunization Registry Status Effective Date (YYYYMMDD) | <input type="text"/> |
| Publicity Code | <input type="text" value="Select Value"/> |
| Publicity Code Effective Date (YYYYMMDD) | <input type="text"/> |
| Protection Indicator | <input type="text" value="Select Value"/> |
| Protection Indicator Effective Date (YYYYMMDD) | <input type="text"/> |

8. Charge Items: add End Date in display and additional search functions; add Facility to wrap-the Charge Item form has been improved for better user experience. End Date has been added and Admin Type has been added to the grid with new filter buttons.

9. Patient Portal-New User Default to Unrestricted IP-If an organization has IP

restrictions turned on, any new Patient Portal user will be given Unrestricted IP access by default. **What this means is that when you setup a patient with access to the Patient Portal in Clarity, that IT no longer needs to make a change on the backend.**

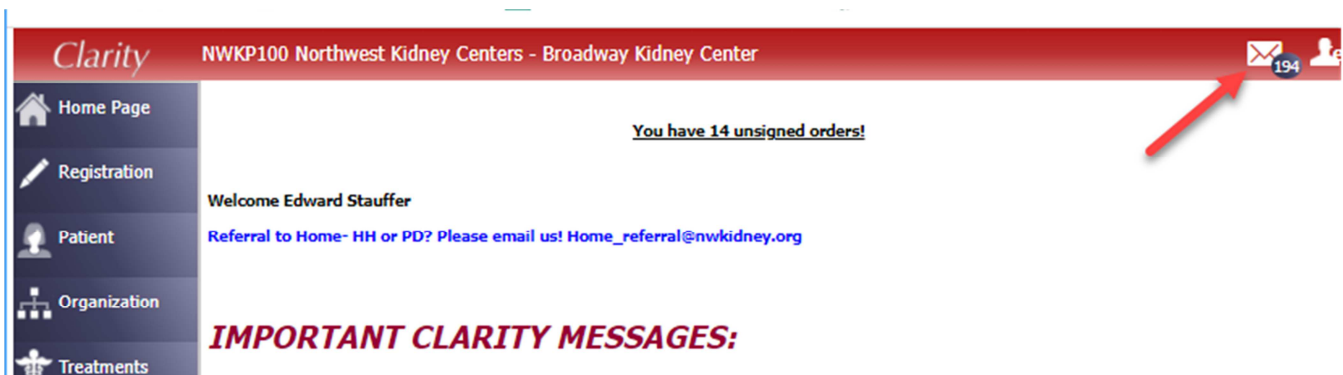
10. Patient Portal-Update Profile Page-

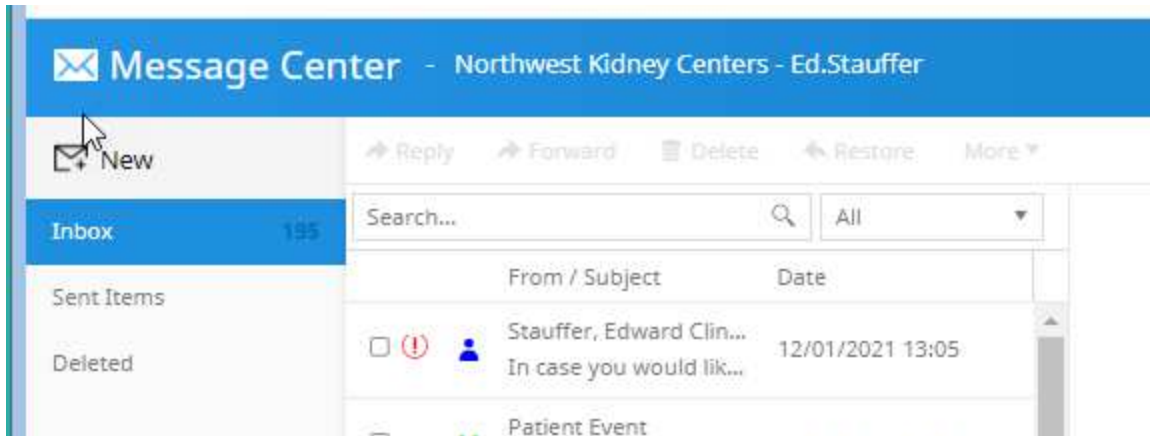
- a. Visonex changed the name of "Patient Profile" to "Account Settings" and moved it down to the "Interact with Care Team."
- b. Added the sub menu, "Patient Profile."
- c. Added the sub menu, "Contact Information."
- d. Created a new page that will display the patient information
 - i. User Name
 - ii. First Name
 - iii. Last Name
 - iv. Email
 - v. Primary Physician
 - vi. Current Dialysis Unit

11. Patient Portal-Help and Tips-There is now a Help menu within Patient Portal to assist Patient Portal users.

12. Unified Messaging- User messages and Patient Hospital Event messages will be combined in a new Unified Messaging Center.

- a. To view your messages, click on the mail/envelope icon at the top right corner of Home Page.
- b. The functionality of User and Patient Hospital Event messages will not change. They will just be found in the new Message Center
- c. It will function like other email formats but is not able to communicate outside of Clarity.
- d. Please note: Never attempt to communicate with a nephrologist or ARNP via Unified Messaging. Since the message does not leave Clarity, it is an unreliable way to communicate with nephrologists because they only use Clarity when they must. They have a different "home" EMR that they use.





Clarity Guides and Tip Sheets – On KNET

1. Clarity User Guides by Role: [K-Net - User Guides by Role \(nwkidney.org\)](http://nwkidney.org)
2. Clarity Tip Sheets: [K-Net - Tip Sheets \(nwkidney.org\)](http://nwkidney.org)