

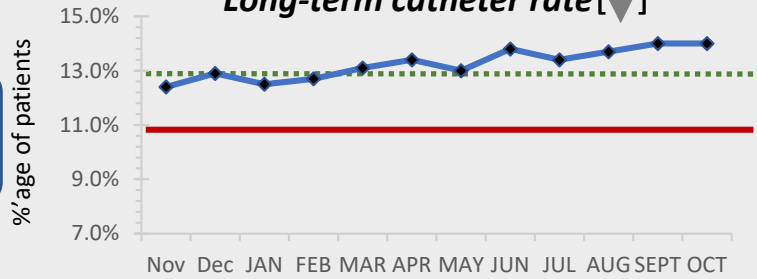
# OCTOBER 2021 Quality and Safety Dashboard (FY2022)



## IN-CENTER SAFETY

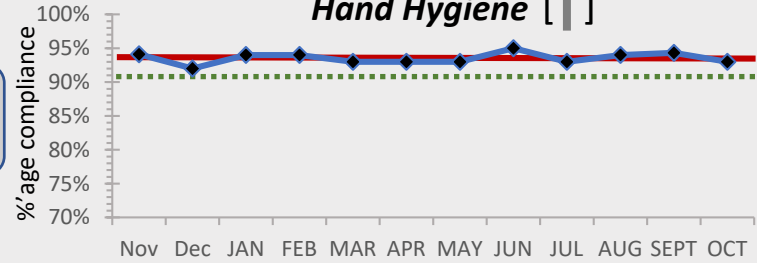
**Long-term catheter rate** [↓]

percentage of in-center patients with HD catheters for greater than 90 days



**Hand Hygiene** [↑]

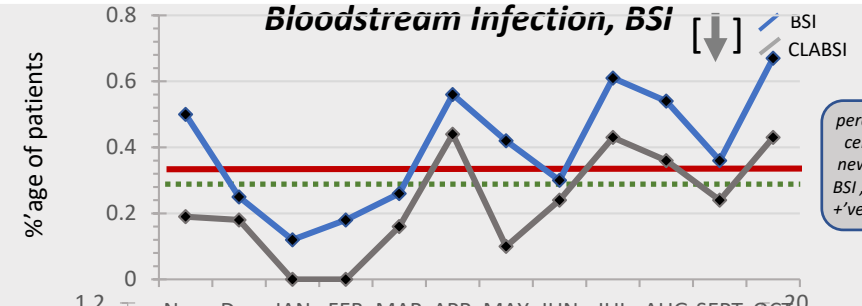
percentage of successful HH moments observed during unit audits



- Goal (FY21)
- - - baseline (FY20)
- ↓ Lower is better
- ↑ Higher is better

**Bloodstream Infection, BSI** [↓]

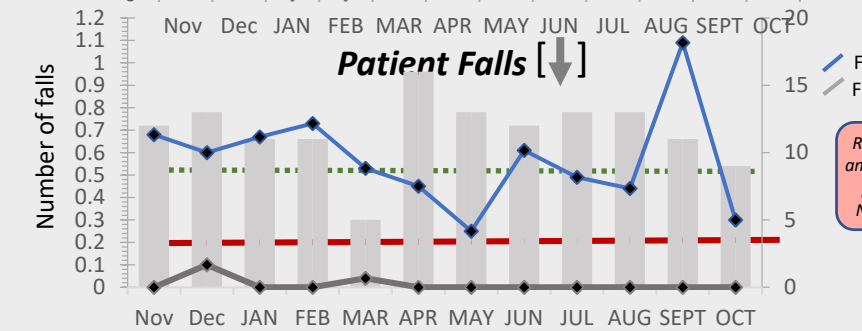
% age of patients



percentage of in-center pts with newly diagnosed BSI, as defined by +ve blood culture

**Patient Falls** [↓]

Number of falls

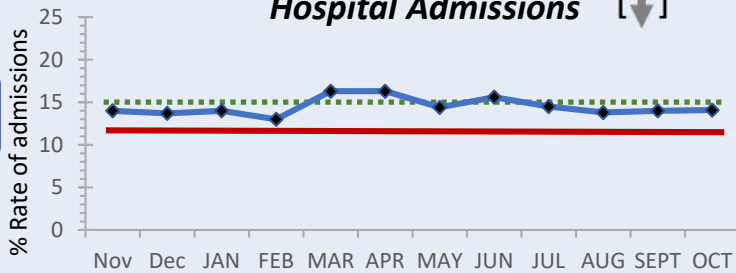


Rate of pt falls among in-center pts while on NKC premises

## CARE COORDINATION

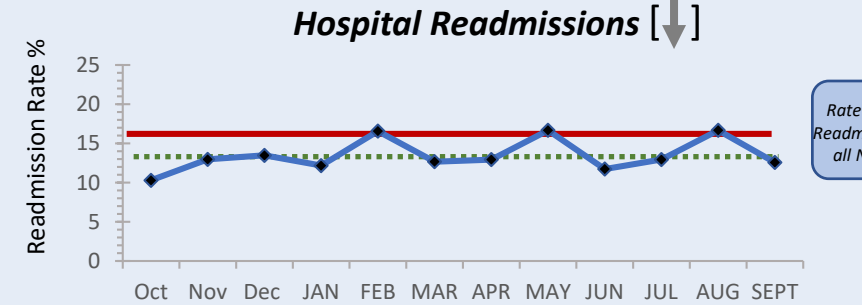
**Hospital Admissions** [↓]

rate of in-patient admissions among all NKC pts



**Hospital Readmissions** [↓]

Readmission Rate %

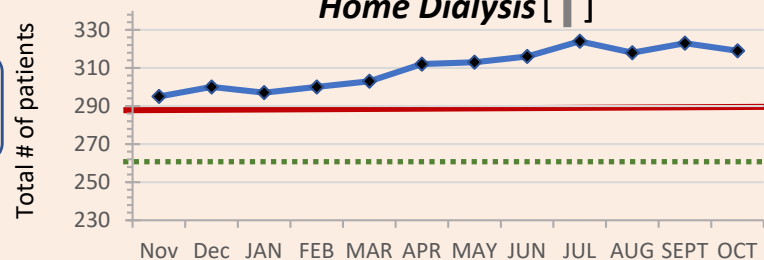


Rate of in-patient Readmissions among all NKC patients

## PATIENT EMPOWERMENT

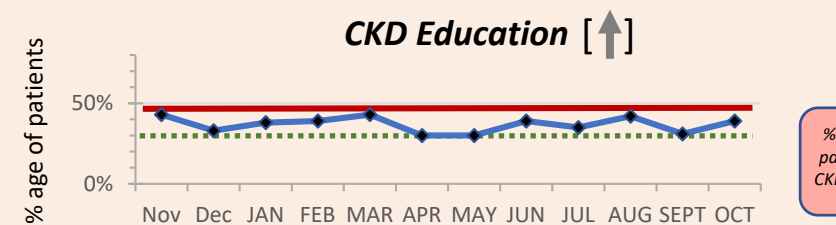
**Home Dialysis** [↑]

Total number of Home Dialysis Patients



**CKD Education** [↑]

% age of patients



% new ESRD patients with CKD education