

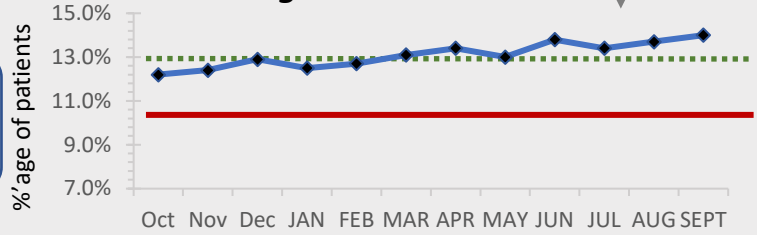
SEPTEMBER 2021 Quality and Safety Dashboard (FY2022)



IN-CENTER SAFETY

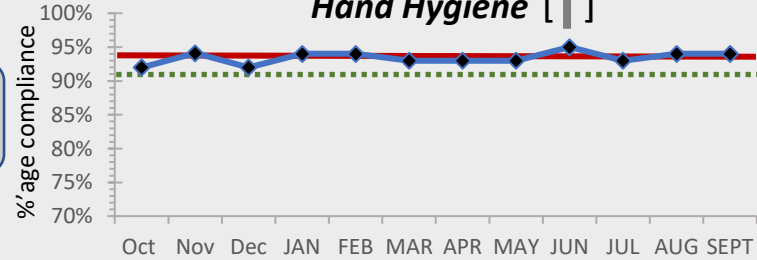
Long-term catheter rate [↓]

percentage of in-center patients with HD catheters for greater than 90 days



Hand Hygiene [↑]

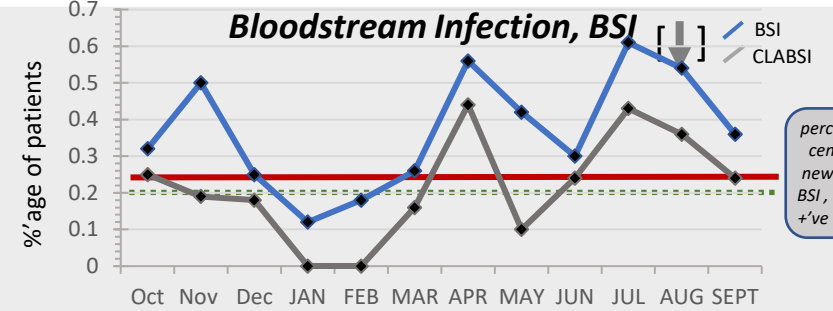
percentage of successful HH moments observed during unit audits



- Goal (FY21)
- - - baseline (FY20)
- ↓ Lower is better
- ↑ Higher is better

Bloodstream Infection, BSI [↓]

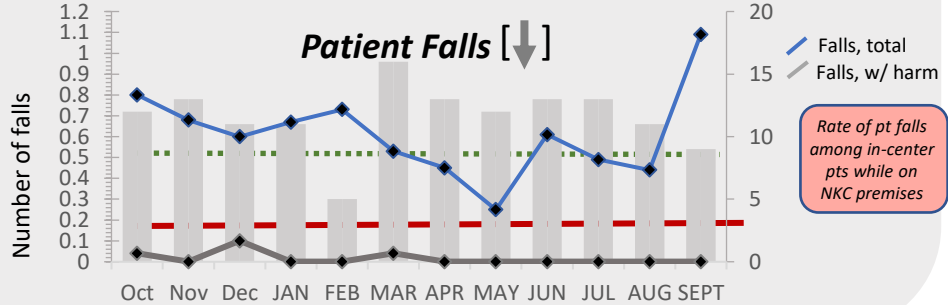
% age of patients



percentage of in-center pts with newly diagnosed BSI, as defined by +ve blood culture

Patient Falls [↓]

Number of falls

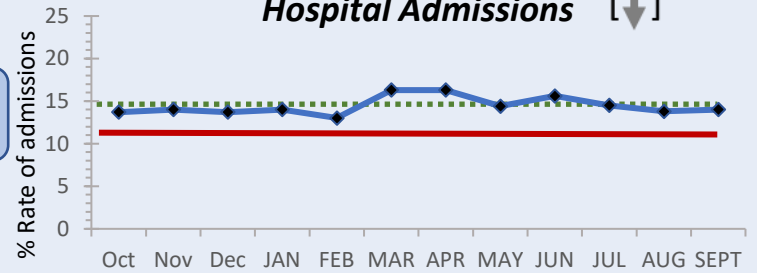


Rate of pt falls among in-center pts while on NKC premises

CARE COORDINATION

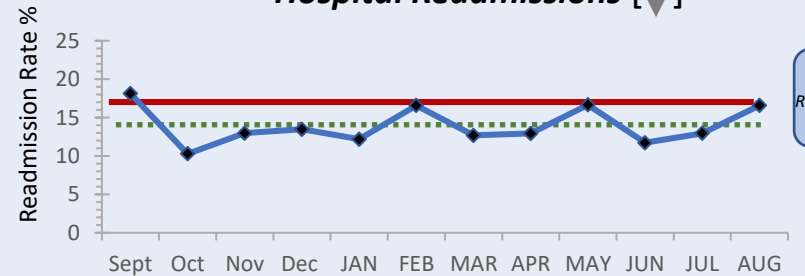
Hospital Admissions [↓]

rate of in-patient admissions among all NKC pts



Hospital Readmissions [↓]

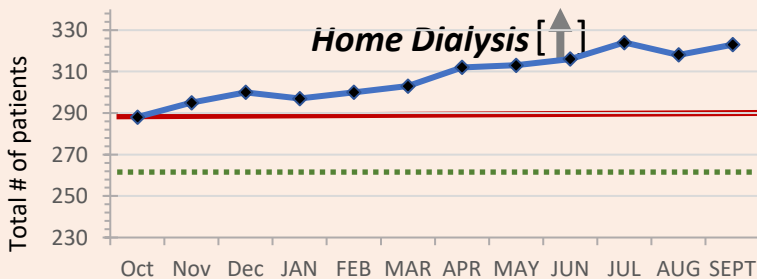
Rate of in-patient Readmissions among all NKC patients



PATIENT EMPOWERMENT

Home Dialysis [↑]

Total number of Home Dialysis Patients



CKD Education [↑]

% new ESRD patients with CKD education

