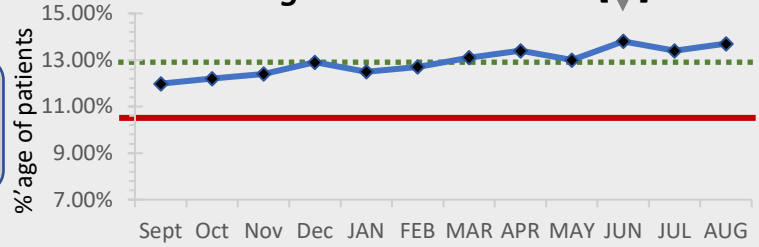


# AUGUST 2021 Quality and Safety Dashboard (FY2022)

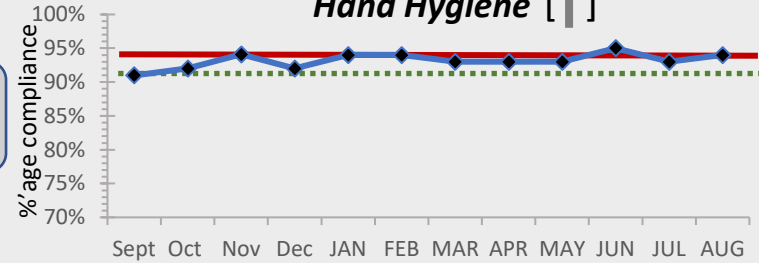


**Long-term catheter rate** [↓]



percentage of in-center patients with HD catheters for greater than 90 days

**Hand Hygiene** [↑]

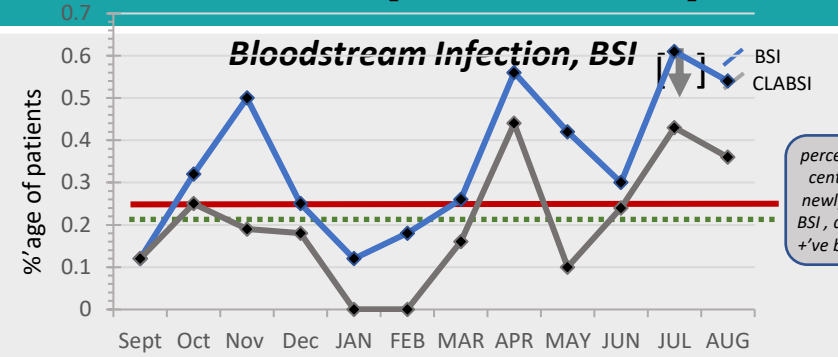


percentage of successful HH moments observed during unit audits

## IN-CENTER SAFETY

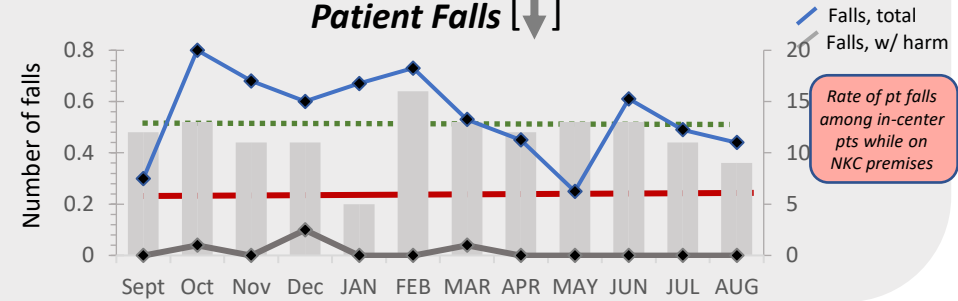
- Goal (FY21)
- - - baseline (FY20)
- ↓ Lower is better
- ↑ Higher is better

**Bloodstream Infection, BSI** [↓]



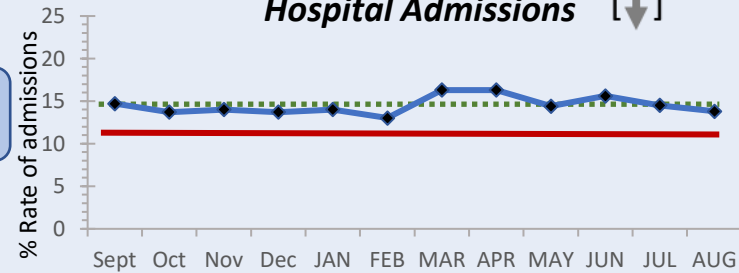
percentage of in-center pts with newly diagnosed BSI, as defined by +ve blood culture

**Patient Falls** [↓]



Rate of pt falls among in-center pts while on NKC premises

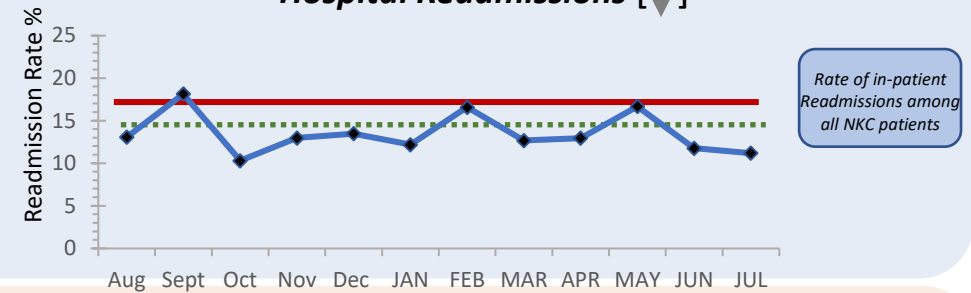
**Hospital Admissions** [↓]



rate of in-patient admissions among all NKC pts

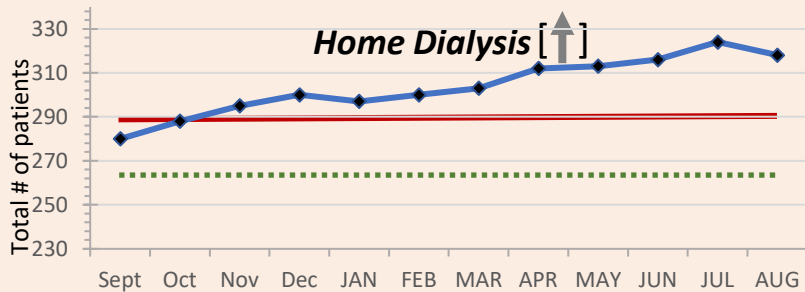
## CARE COORDINATION

**Hospital Readmissions** [↓]



Rate of in-patient Readmissions among all NKC patients

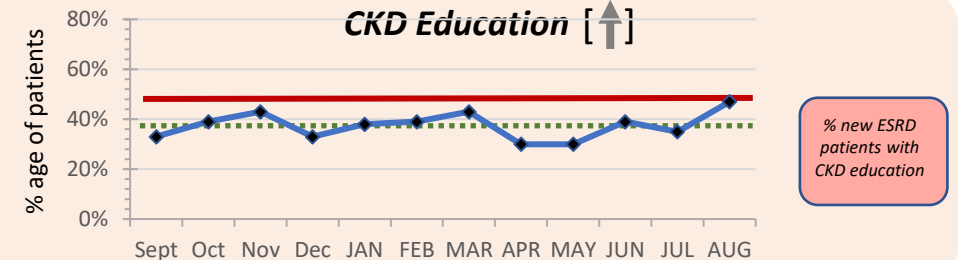
**Home Dialysis** [↑]



Total number of Home Dialysis Patients

## PATIENT EMPOWERMENT

**CKD Education** [↑]



% new ESRD patients with CKD education