

Valley Medical Center

400 South 43rd Street, Renton, WA 98055-5010

Contact persons: Deborah Gibbons, RN Manager.

Driving Directions to Valley Medical Center (see maps)

Driving north or south on I-5, take the northbound I-405 exit. At Renton, take the southbound Hwy 167 (Kent/Auburn) exit.

From 167 **southbound**, take the first exit, South 180th. Off the exit, turn left at the signal on East Valley Rd, then turn left at the next light, heading east on SW 43rd Street.

From 167 **northbound**, take the 43rd Street exit. Turn right off the exit onto 43rd Street South. To reach the main entrance, turn left at Talbot Road South, then left again onto the campus

Valley Parking

Parking is free at Valley

Park in North Parking Garage, located just north of the campus across from the Medical Arts Center (MAC) building. Will need to park on the 4th level or above. —follow signs to Hospital. **Do not park in the Main parking lot.**

Storeroom/Equipment location

Equipment location: on 3W Infusion Center, to the left behind nurse station across from room 320. Equipment location. Key Box code is **3045**

Supply location: on 3N, room 3729 near treatment room. Need key from Nursing station.

Treatment area—Located on 3N---See Treatment Area Guidelines

Orders/Medications/Documentation:

Orders: MD writes orders within EPIC for HD, PD, CRRT, TPE.

Meds: Heparin and Lidocaine 1% in Pyxis for dialysis. No medications are to be kept in supply carts. —

DOH violation if found!!!

Treatment documentation: All Charting done within EPIC –See EPIC reference guides

Locations: Plumbed rooms –3C, 3D, 3E, 3 SCU. Hook up to sink on NWA, NWB, & 2W. **Use backflow prevention valves for all treatments.**

- Unit locations—(see maps)
 - **Oncology—3 East —3rd floor—by cafeteria**
 - **Renal/Medical—3 N—3rd floor**
 - **CCU—4 south—4th floor tower**
 - **Med/Surg Overflow—4 west—4th floor tower**
 - **Spine—5 south—5th floor tower**
 - **Joint/Ortho—5 south—5th floor tower**
 - **Cardiology/Telemetry—6 south—6th floor tower**
 - **Neurology— 6 south—6th floor tower**
 - **Surgery—7 south—7th floor tower**



- 6 and 7 South each have a water box key attached to an F5 dialyzer. You can get it from the HUC, please return it to the HUC after your treatment

Charge slips –Charges done within EPIC under Charge Capture. Fill out paper Cost Sheet and Fax to HS office, Place Cost sheet in the office bin by the storeroom.

OTHER INFO

- Please put empty boxes in dirty utility room
- P/P manual on-line
- All patients done in their own rooms on 3 C and 3 D as well as those done in the TX RMs get the TR charge.
- Only those TX done off of 3 C and 3D get PT RM charges
- Fax to office—Post treatment
 - Cost Sheet
 - Printed copy of EPIC Progress Note
- Do not to transport carts, machines, etc. on visitor elevators. You are to use the patient Elevators on the second floor. The visitor Elevators are too small for our equipment and not intended for this use.
- 6 and 7 South Tower have a different box so you don't need the quick disconnect fittings like on 4 and 5

Nephrology team at Valley and how to contact them:

Valley Nephrology Services

Andrew Brockenbrough

Frank Fung, MD

Rijuna Menon, MD

Cara Oliver, MD,

Vilma Quijada, MD


24920 - 104th Ave SE
Kent WA 98030

Phone: 253-395-1944
Fax: 253-520-3242

RO connection to water source:



Sink with dialysis water connection—3 C/D



Preferred

1" air gap maintained



RO water source under sink
Watch for leaks


1" air gap maintained over point of OVERFLOW

Not Ideal

Lack of 1" inch air gap—**DOH violation!!**



Sink with no dialysis water connection




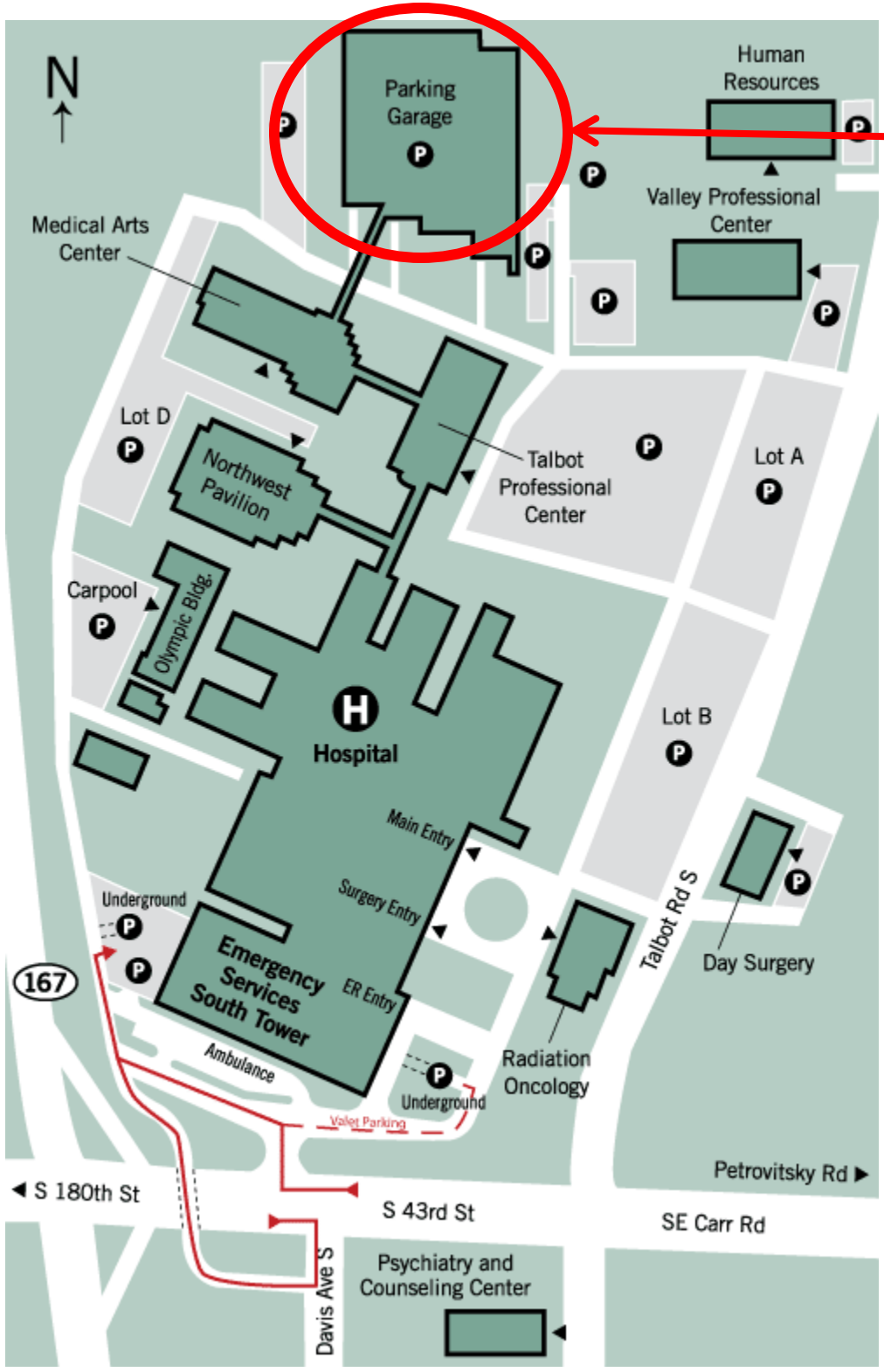
Preferred

1" air gap maintained

Not Ideal

Lack of 1" inch air gap—DOH violation!!





North Parking Garage where Staff are to Park on the 4th level or above—follow signs to Hospital