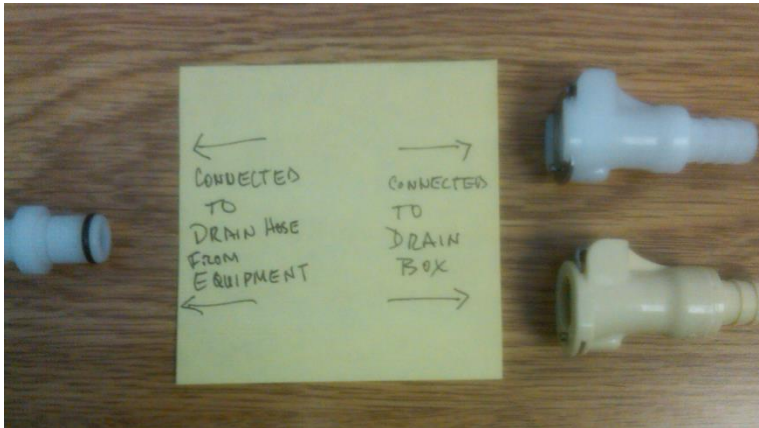


## Harborview Treatment Room Water Box Connection



These are the connectors used for the drain lines at Harborview treatment room

**Do not remove either connectors from drain lines or water box lines**



Machine Drain line




Drain box line



Connect the two pieces like this



**If any connector is missing or connectors will not connect—notify the office immediately so connectors can be replaced.**



**Do not remove connectors from drain lines!!!!**

## This is how it all should look




This is how the drains and water connection should be at ALL TIMES in the Harborview treatment room. (If it doesn't look like this—notify the office)



Do not remove either connector from drain lines.

If any connector is missing or connectors will not connect—notify the office immediately so connectors can be replaced.

Do not place drain line into drain hole, ALWAYS need to maintain 1" air gap from point of OVERFLOW.



If any connector is missing or connectors will not connect—notify the office immediately so connectors can be replaced.

Do not place drain line into drain hole, ALWAYS need to maintain 1" air gap from point of OVERFLOW.

Instead place drain line in a way that will allow for air gap