
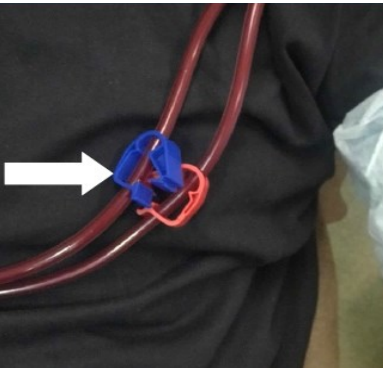


Emergency Clamp and Disconnect Steps



Step 1

Pinch close the two clamps on your access needles before the **red** and **blue** connection points.



Step 2

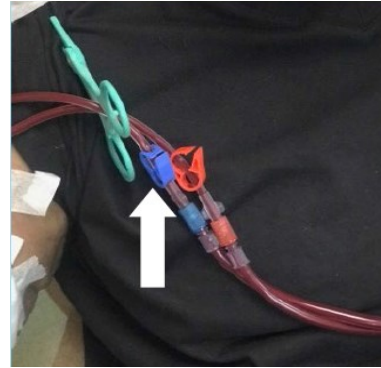
Pinch close the two clamps on the thick tubing coming from the hemodialysis machine.



Step 3

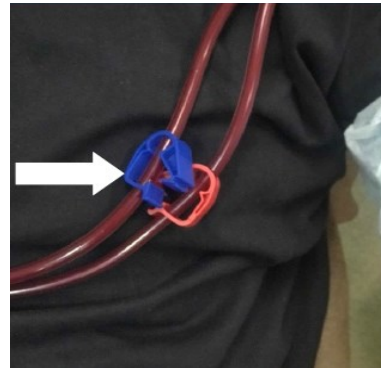
Twist the lines between the two sets of closed clamps at the **red** and **blue** connection points.

Emergency Clamp and Disconnect Steps



Step 1

Pinch close the two clamps on your access needles before the **red** and **blue** connection points.



Step 2

Pinch close the two clamps on the thick tubing coming from the hemodialysis machine.



Step 3

Twist the lines between the two sets of closed clamps at the **red** and **blue** connection points.